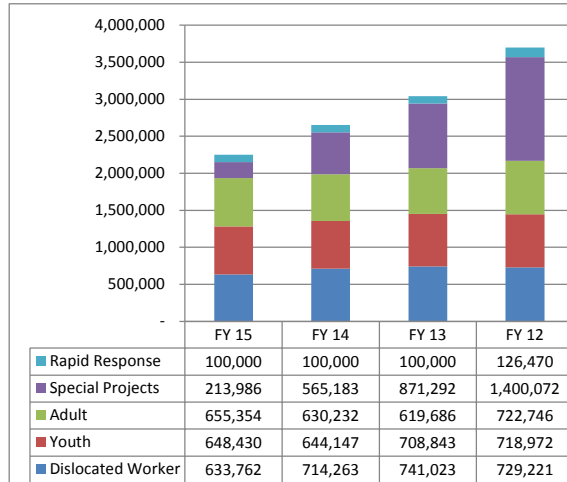
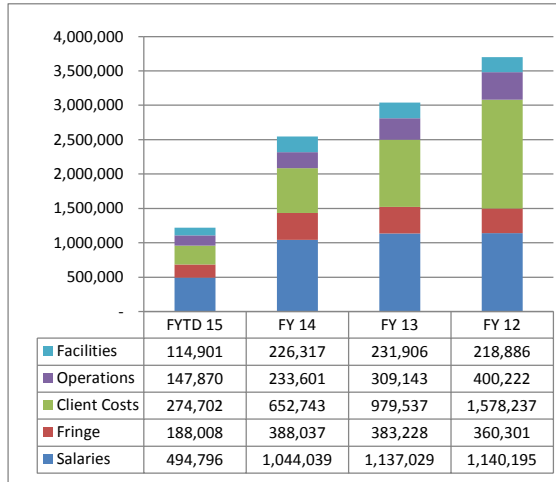


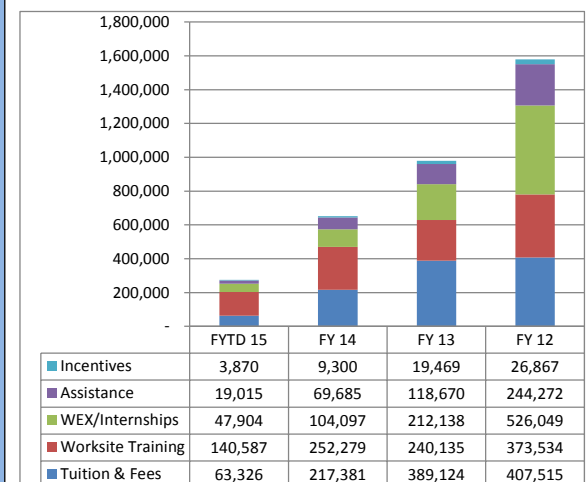
BUDGET COMPONENTS - PROGRAM



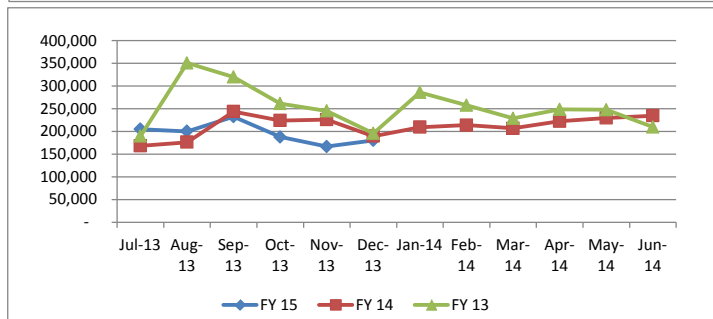
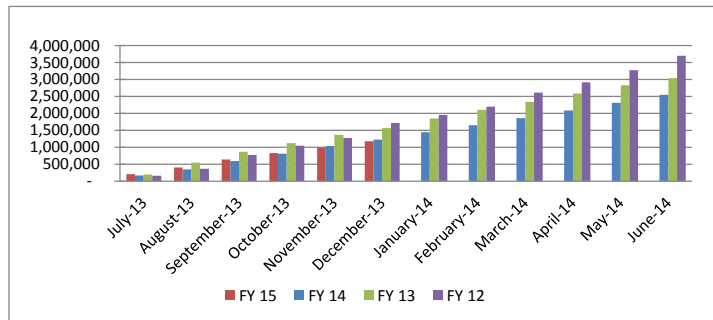
EXPENSE COMPONENTS - PROGRAM



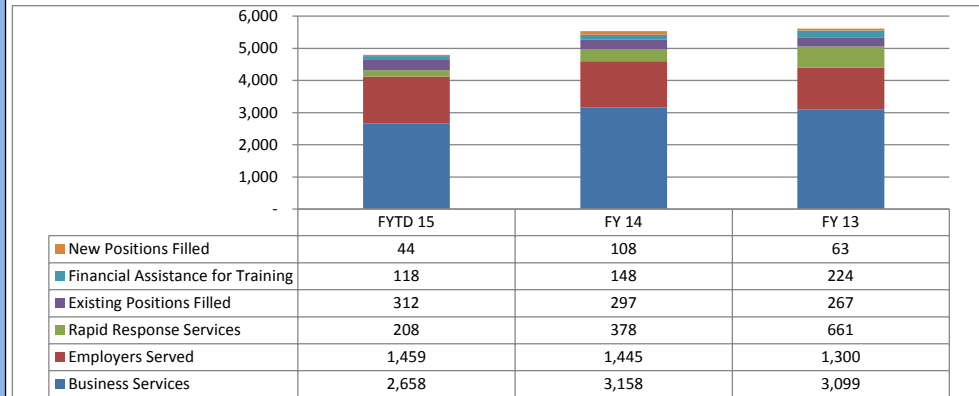
CLIENT COST COMPONENTS - PROGRAM



MONTHLY PERFORMANCE - PROGRAM



BUSINESS SERVICES COMPONENTS



BUSINESS SERVICES HIGHLIGHTS

- November 7th, 2014, the Smart Business Resource Center partnered with the Anderson Chamber of Commerce to hold its first Anderson Job Fair at Shasta Outlets. The goal was to provide job seekers the opportunity to speak with employers face-to-face, handout listings of Anderson businesses seeking to hire and help the local community to be aware of the North Valley Energy Watch program. The event was promoted on KRCR, KHSL, KCVU and KIXE Community Calendars and on radio with Q97 Country. Over 25 employers confirmed attendance.

Adult Exit Performance

Adult Average Wage	\$14.47	■
DW Average Wage	\$13.36	■
Adult Entered Emp.	91.60%	■
DW Entered Emp.	85.53%	■

Youth Exit Performance

Employment or Education (63%)	59.09%	■
Certification or Degree (56%)	0.00%	■
Literacy and Numeracy (60%)	74.07%	■

Enrollment Performance

Adult (137)	163	■
Youth (116)	69	■
DW (155)	132	■

Key Performance Indicators

KPI or Metric	FYTD 2015	FY 2014	FY 2013
Job Center Visits (Shasta)	5,312	23,829	29,084
Job Center Visits (Trinity)	603	2,610	1,470
Adult Enrollments (Shasta)	146	270	334
Adult Enrollments (Trinity)	17	52	26
Youth Enrollments (Shasta)	64	109	172
Youth Enrollments (Trinity)	5	6	8
DW Enrollments (Shasta)	128	203	261
DW Enrollments (Trinity)	4	14	7
NEG Enrollments (Shasta)	n/a	8	20
DW Enrollments (Trinity)	n/a	2	-

Executive Director's Message

The Smart Center has focused on higher wage jobs in the identified industry sectors of Agriculture; Information Technology; Healthcare; Renewable Energy and Small Business. Worksite training has also focused on clients that are eligible for enrollment into our Dislocated Worker programs.



Training Activities

KPI or Metric	FYTD 2015	FY 2014	FY 2013
Internships	2	4	3
Occupational Skills	53	131	174
Worksite Training	94	147	123
Youth Work Experience	23	51	94

Program Highlights

- Worksite Training - 88 Adults; 6 Youth
- Classroom Training - 53
- Job Fairs - October-Mt. Shasta Mall; November-Anderson Job Fair
- STEM Career Day Planning - Event scheduled for 1/30/15